

**OnScreen GPA Pro™
User's Guide**

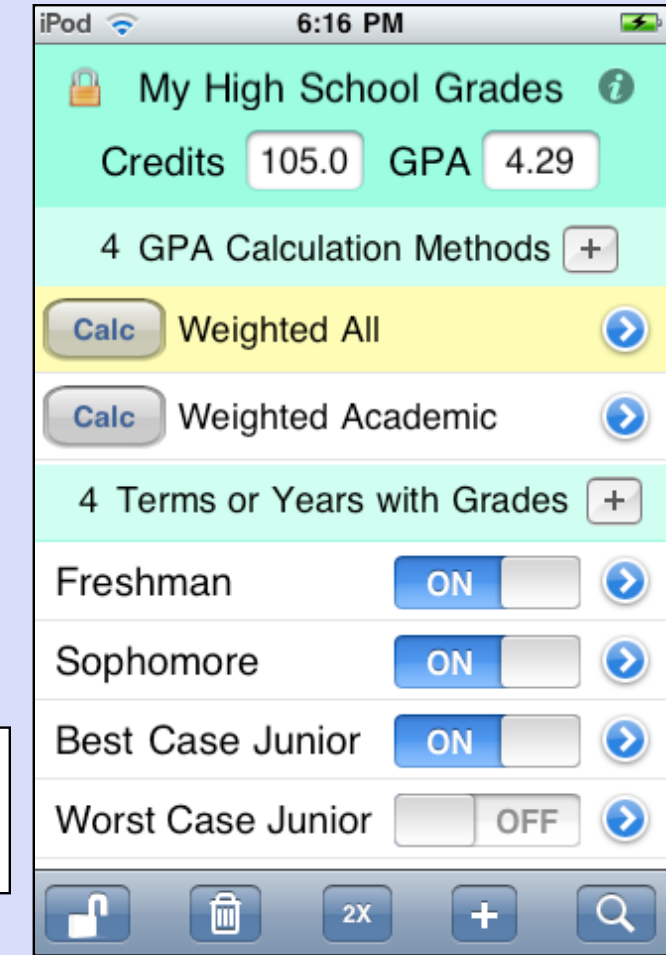
Copyright © Robert D. Estes 2010, All Rights Reserved

OnScreen GPA Pro™ Gives You the Flexibility to Calculate GPA to Meet Any Requirements, Including Your Own. Even with All Its Options, You'll Find It Easy to Learn and Use.

Define as many custom GPA calculation methods as you need.

Define groups of courses and grades however you want.

Easily calculate GPA for different combinations.



Calculate your GPA with just a tap using any of the methods you've defined.

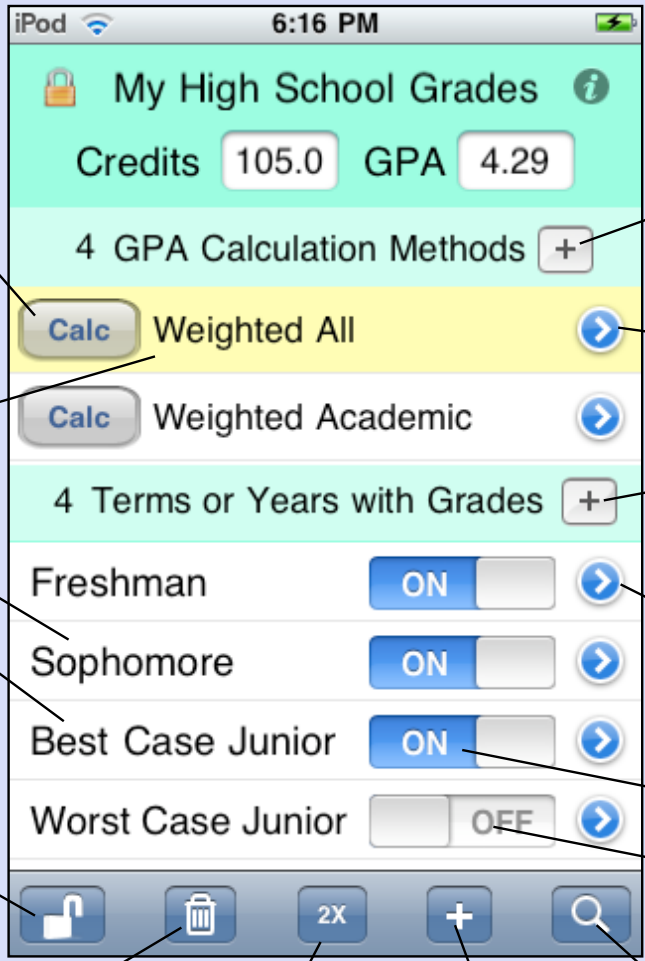
Easily access your GPA calculation methods.

Easily access your lists of courses with grades.

Motivate yourself with "what-if" scenarios.

Keep the grade records and calculate the GPA for one person or many more.

Summary of How the **OnScreen GPA Pro™** Controls Provide Maximum Flexibility in GPA Calculations.



Tap to calculate GPA with method indicated.

Highlighting shows this method was last used for GPA.

Both actual and hypothetical outcomes can be included.

Unlock this screen to allow deletion and reordering of methods and terms.

Create a new GPA method.

Go to definition of GPA method.

Create a new group of courses.

Go to list of courses and grades.

Use on/off switches to include or exclude groups of courses.

Delete this GPA record file.

Make a copy of this GPA record file.

Make a new GPA record file.

Go to selectable list of all GPA record files.

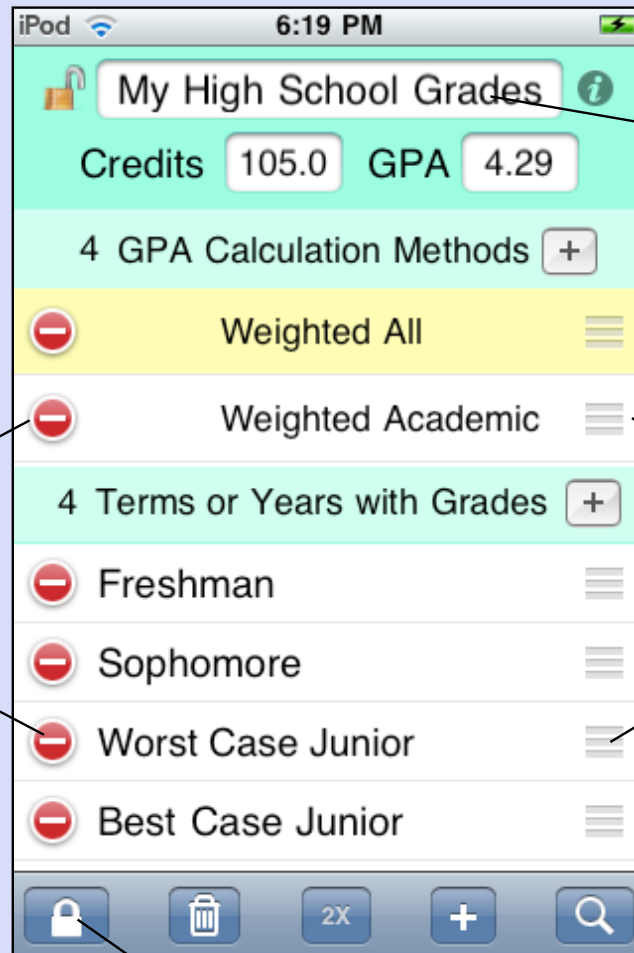
Main Screen of **OnScreen GPA Pro™** in Unlocked (Edit) Mode, Allowing You to Delete and Reorder Methods and Terms.

Standard iPhone and iPod Touch methods are used.

Items you delete from the list are really gone, not just from the list.

Tap these red icons to delete a method or term.

Deleting a term deletes all of its courses as well.

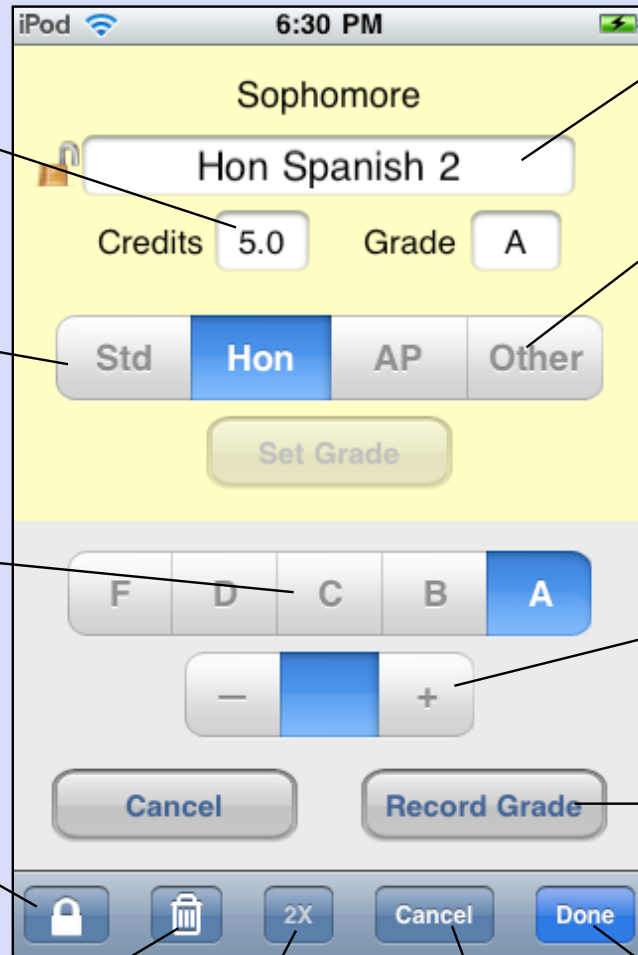


The name of the record can be changed by typing a new one.

Touch and slide these icons to reorder the lists.

Tap here to lock the lists again.

This Shows How **OnScreen GPA Pro™** Allows You to Define a New Course or Modify an Existing One.



Type the number of credits here. Fractional credits are allowed.

Choose the type of course if you need weighting.

Tap to select A to F grade for the course.

Lock this screen to prevent editing. When screen is locked this control will unlock it.

Delete this course.

Make a copy of this course.

Cancel new course or changes.

Save new course or changes.

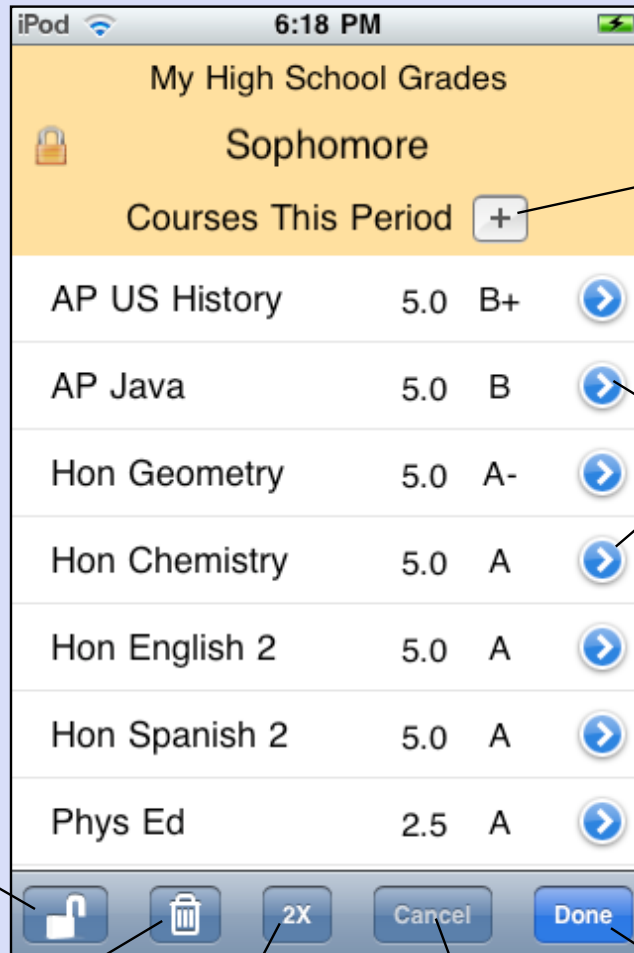
Type name of course here.

“Other” category can be used to exclude certain courses from a custom GPA formula.

Tap to select + or - to modify course grade if needed.

Record grade after you’ve made the selection.

You Can Access the Full List of Courses (and the Course Details) for Every Term You Define with **OnScreen GPA Pro™**.



The list displays the name, number of credits, and grade for every course recorded for the term.

When the screen is in unlocked (edit) mode, you can delete and reorder courses in the standard iPhone way.

Unlock this screen to allow editing. When screen is unlocked this control will lock it.

Add another course to the term.

Go see details of a course.

Delete this term and all its courses

Make a copy of this term.

Cancel new term or changes.

Return to main screen after saving any changes

Here Is an Example of a GPA Calculation Method You Might Define in **OnScreen GPA Pro™**. The Ability to Define Multiple Methods Lets You Match Any School's Preference.

Schools vary on the step size for + or - in calculating GPA. You choose.

College admissions offices may exclude non-academic courses. Graduate schools may be only interested in upper division courses in your major. Define "other" courses as you wish and choose whether to include them.

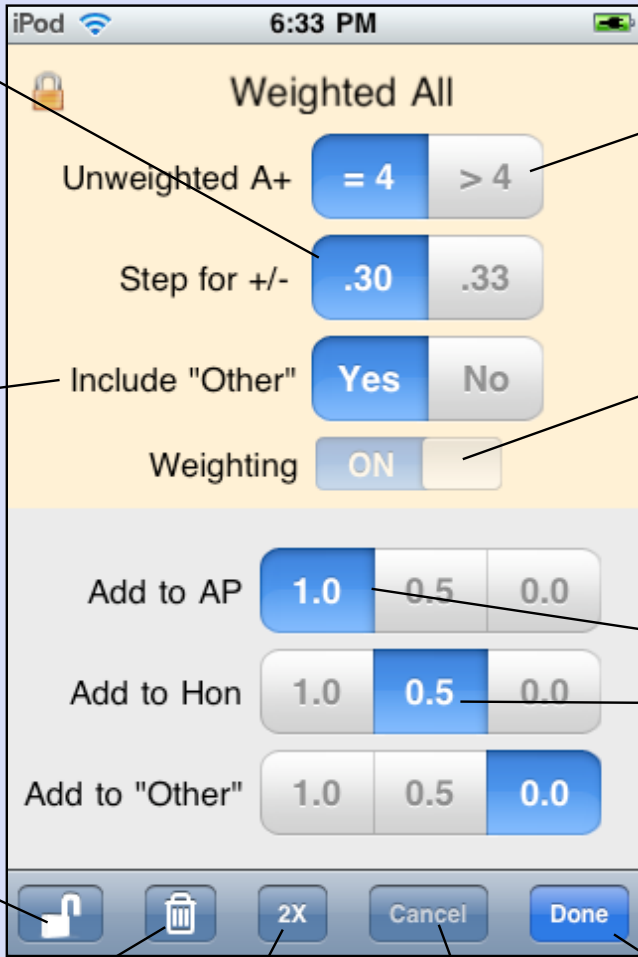
Unlock this screen to allow editing. When screen is unlocked this control will lock it.

Delete this GPA method.

Make a copy of this method.

Cancel new method or changes.

Return to main screen after saving any changes



Some schools score more than 4.0 for an A+. You choose.

Many high schools give extra grade points for honors and AP courses. You choose.

And you choose how many extra points to assign.

You Can Use **OnScreen GPA Pro™** to Keep the Grade Records and Calculate the GPA for As Many People As You Wish (Even If It's Your Job). And to Make Backup Copies.

